

Deltaflux Glass Scale Legends

Air [AI**]

AI
85

AI
86

AI
87

AI
88

AI
89

AI
90

All Standard Scales are based on Operating Conditions of 20°C, 1.01325 bar abs and expressed at ATP (20°C, 1.01325 bar abs)

All of these Tube & Float combinations can be used in the following frames: Deltaflux

Deltaflux Glass Scale Legends

Water (H₂O) [WA**]

WA
91

WA
92

WA
93

WA
94

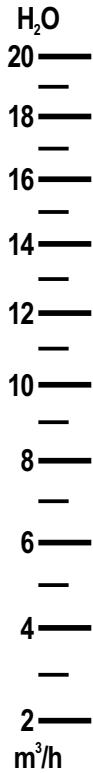
WA
95

WA
96

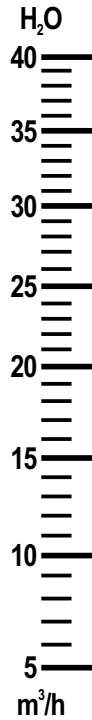
All Standard Scales are based on Operating Conditions of 20°C

All of these Tube & Float combinations can be used in the following frames: Deltaflux

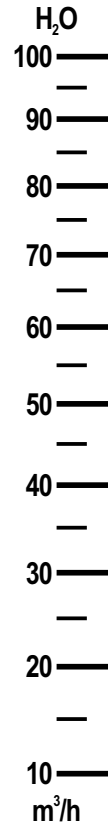
Deltaflux Glass Scale Legends Water (H₂O) [WA**]



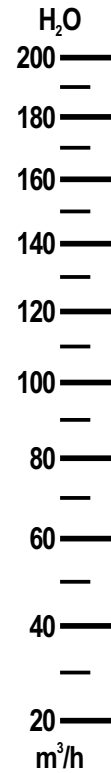
WA
85



WA
86



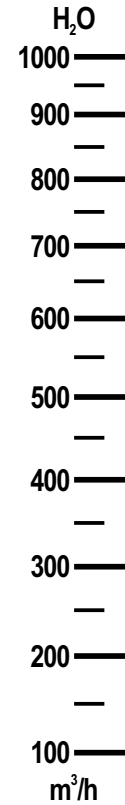
WA
87



WA
88



WA
89



WA
90

All Standard Scales are based on Operating Conditions of 20°C

All of these Tube & Float combinations can be used in the following frames: Deltaflux